

# A Quick Guide to Boy Scout Leader Training



Every youth deserves a trained leader...  
and every leader deserves to be trained!



The success of every Scouting program depends on having well-trained leaders. They not only bring a quality program to their units, but they also have more fun doing it. Everything we do in Scouting has a purpose. Training is the key to recognizing, understanding, and achieving the purpose behind every activity. **If you're a registered adult leader, there's a training course for you!**

## National Requirements





- All registered adults must take Youth Protection training. New leaders have to take this training before they can register. The training is valid for two years. Old Colony Council requires you to take this course every year and submit proof (your certificate) when your troop recharter at the end of the year.
- At some point in the next few years, the BSA intends to require all "direct contact" leaders (including Scoutmasters and Assistant Scoutmasters) to earn the "Trained" patch for their position.

## Required Courses to be "Trained" for Your Position



(to wear the "Trained" patch on your sleeve)

Key:  = online     = in-person

### If you are a Scoutmaster or Assistant Scoutmaster...

- 1 Youth Protection**   
Explains BSA policies and precautions.
- 2 Scoutmaster Basic or Position-Specific**    
The live option is a half-day classroom session or two shorter sessions, offered roughly four times a year. The online option has a series of training modules. It's your choice. We recommend the live version because it's interactive and you can meet people, share ideas, and ask questions.
- 3 Outdoor Leader Skills (OLS)**   
A hands-on weekend intro to outdoor skills like knife and ax, cooking, and knots and lashings. Offered at least once in the fall and once in the spring.

### If you are a Troop Committee member or Merit Badge Counselor...

- 1 Youth Protection**   
Explains BSA policies and precautions.
- 2 Position-Specific Training**   
A series of short online training modules that introduce the Boy Scout program and explain your role in it. Choose the set of training modules that corresponds to your position.

## Other Courses

Key:  = online     = in-person

### This Is Scouting

Introduction to the values, aims, history, funding, and methods of Scouting. Ideal for leaders who are new to Scouting.



### Wood Badge

BSA's core leadership skills training, designed to help every adult grow as a leader. Offered annually. For more information, visit <http://woodbadge.oldcolonycouncil.org/>.



### Leave No Trace Trainer

Hands-on training in the seven principles of Leave No Trace and advanced camping methods. Typically offered twice a year.



### Weather Hazards

A discussion of planning and decision-making to ensure a safe outing. To get a tour permit, at least one leader on the trip must have completed this training.



### Supplemental Courses

BSA offers many other online courses such as Trek Safely, Safe Swim Defense, and Safety Afloat. Other in-person courses happen periodically, too.




## How to Get Training Online

You can access your personal training records and take the online courses you need at <http://my.scouting.org>. Here's what you'll need:

- A computer with access to the Internet.
- A "My.Scouting" account.

**How do I set up a "My.Scouting" account?** Go to <http://my.scouting.org>, click "Create Account," and follow the steps. If you are already registered as an adult leader, you'll be asked to enter your BSA Member ID number, which is on your registration card (see above). Your unit leader can also help you find your number. If you're registered already but can't find your number, enter the rest of your information and the system will try to match you with your member account. If you're not registered yet, the system will assign you a Member ID. Write this number down.



**How does My.Scouting work?** When you create your account, you will pick a user name and password. You'll need this user name and password every time you log in. When you log in, you'll see a link to "My Dashboard" in the drop-down menu at the top left. Click here to get to the courses you've taken and other courses you can take. When you complete Youth Protection, you can print the certificate for your files. You can reprint it later by clicking "YPT" at the top of your training dashboard, then clicking the printer icon to the right of your YPT status.

**How do I add my Member ID number to my account?** In My.Scouting, there's a menu at the top right where you can check your account. If no member ID number is listed, the best way to add it is to find "Legacy Tools" in your main menu (top left button) and choose the option to manage your ID number.

**What if I don't have a computer or I'm not good at using one?** You can take these courses any place you can find a computer with Internet access: a friend's house, the public library, or perhaps at a troop meeting. No advanced computer skills are needed! You basically have to be able to watch a movie on screen, click a few buttons, and answer some multiple-choice questions.

## For More Information

- Your troop should have a "training coordinator" who can help you get the training you need.
- Old Colony Council training website: [www.oldcolonycouncil.org/training](http://www.oldcolonycouncil.org/training)
- Council Training Chair: Paul Norton: [pfnorton76@gmail.com](mailto:pfnorton76@gmail.com)
- Cranberry Harbors District: Rick Smith: [rbsmithdds@comcast.net](mailto:rbsmithdds@comcast.net)
- Seven Rivers District: Ruth Mackie: [rthmck.rm@gmail.com](mailto:rthmck.rm@gmail.com)
- Squanto District: Chris Lamie: [chris.lamie@gmail.com](mailto:chris.lamie@gmail.com)