

# A Quick Guide to Cub Scout Leader Training



*Every youth deserves a trained leader...  
and every leader deserves to be trained!*



The success of every Scouting program depends on having well-trained leaders. They not only bring a quality program to their units, but they also have more fun doing it. Everything we do in Scouting has a purpose. Training is the key to recognizing, understanding, and achieving the purpose behind every activity. **If you're a registered adult leader, there's a training course for you!**

## National Requirements

- All registered adults must take Youth Protection training. New leaders have to take this training before they can register. The training is valid for two years. Old Colony Council requires you to take this course every year and submit proof (your certificate) when your pack recharter at the end of the year.
- At some point in the next few years, the BSA intends to require all "direct contact" leaders (including Cubmasters and Den Leaders) to earn the "Trained" patch for their position.

## Required Courses to be "Trained" for Your Position

*(to wear the "Trained" patch on your sleeve)*

Key:  = online     = in-person

**1 Youth Protection**  
Explains BSA policies and precautions.



**2 Position-Specific Training**  
Training on how to perform your function in the Scouting program. Choose your course:

- Cubmaster
- Den Leader
- Pack Committee





The in-person version covers the requirements for all of the positions listed above.

*Position-specific training is available online. Each position has a separate training module.*

*Although online training is easier, many leaders find it more rewarding to take an in-person course. Not only does the in-person course allow you to cover all of the positions in one sitting, but it also gives you a chance to meet other leaders and share ideas and experiences. An in-person course typically lasts about four hours.*

*In-person courses are scheduled in advance on the council calendar every fall, but they can also be offered on demand. If your pack has a group of leaders who would like to take this training, please contact your district training chair! Contact information appears on the next page.*

## Other Courses

Key:  = online  = in-person

### Fast Start and This Is Scouting

Introduction to the values, aims, history, funding, and methods of Scouting. Ideal for leaders who are new to Scouting.



### Basic Adult Leader Outdoor Orientation (BALOO)

A one-day introduction to outdoor skills for the Cub program. Offered at least twice a year. If your pack goes camping, at least one adult present must be BALOO-trained.



### Outdoor Webelos Leader Skills (OWL)

A weekend intro to outdoor skills for the Webelos program. Offered at least twice a year.



### Wood Badge

BSA's core leadership skills training, designed to help every adult grow as a leader. Offered annually.



### Supplemental Courses

BSA offers many other online courses such as Hazardous Weather and Safe Swim Defense. Other in-person courses happen periodically, too.



## How to Get Training Online

You can access your personal training records and take the online courses you need at <http://my.scouting.org>. Here's what you'll need:

- A computer with access to the Internet.
- A "My.Scouting" account.

**How do I set up a "My.Scouting" account?** Go to <http://my.scouting.org>, click "Create Account," and follow the steps. If you are already registered as an adult leader, you'll be asked to enter your BSA Member ID number, which is on your registration card (see above). Your unit leader can also help you find your number. If you're registered already but can't find your number, enter the rest of your information and the system will try to match you with your member account. If you're not registered yet, the system will assign you a Member ID. Write this number down.



Council Number Member ID

**How does My.Scouting work?** When you create your account, you will pick a user name and password. You'll need this user name and password every time you log in. When you log in, you'll see a link to "My Dashboard" in the drop-down menu at the top left. Click here to get to the courses you've taken and other courses you can take. When you complete Youth Protection, you can print the certificate for your files. You can reprint it later by clicking "YPT" at the top of your training dashboard, then clicking the printer icon to the right of your YPT status.

**How do I add my Member ID number to my account?** In My.Scouting, there's a menu at the top right where you can check your account. If no member ID number is listed, the best way to add it is to find "Legacy Tools" in your main menu (top left button) and choose the option to manage your ID number.

**What if I don't have a computer or I'm not good at using one?** You can take these courses any place you can find a computer with Internet access: a friend's house, the public library, or perhaps at a pack meeting. No advanced computer skills are needed! You basically have to be able to watch a movie on screen, click a few buttons, and answer some multiple-choice questions.

## For More Information

- Your pack should have a "training coordinator" who can help you get the training you need.
- Old Colony Council training website: [www.oldcolonycouncil.org/training](http://www.oldcolonycouncil.org/training)
- Council Training Chair: Paul Norton: [pnorton76@gmail.com](mailto:pnorton76@gmail.com)
- Cranberry Harbors District: Rick Smith: [rbsmithdds@comcast.net](mailto:rbsmithdds@comcast.net)
- Seven Rivers District: Ruth Mackie: [rthmck.rm@gmail.com](mailto:rthmck.rm@gmail.com)
- Squanto District: Chris Lamie: [chris.lamie@gmail.com](mailto:chris.lamie@gmail.com)